



7 C A D5F-GB ; FC I D

Ô [ { ]æiâ• [ ]Á\*! [ ~ ]Áâæcæ!^Áâ}&|~â^âhc [Á]! [çââ^hæ!& [ ]c^çç!- [ !Áâ}c^! ]!^câ} \*Á^ [ ~ !Áâ}•câc~câ [ ]q•Á•cæçj•câ&•ÉÁQ-Á^ [ ~ !Áâ}•câc~câ [ ]ÁâââÁ [ çââ^â}^hæ!&~•c [ {  
& [ { ]æiâ• [ ]Á\*! [ ~ ]Á- [ !Ac@â•Á!^ ] [ !cââ~ÁR~|^ÁF I ÉÁGÉF I ÁB ÖÖUÁ•^!^&c^âhæ!& [ { ]æiâ• [ ]Á\*! [ ~ ]Á- [ !Á^ [ ~ ÉÁQ}Ác@â•Á&æ•^ÉÁc@^Á&@æiæ&c^!â•câ&•Á^~^âhc [ Áâ^â}^  
c@^Á& [ { ]æiâ• [ ]Á\*! [ ~ ]Áæ] ]^æ!•Áà^| [ ÉDÁV@^ÁÖ~•c [ { â: ^ÁÖæcæ!Ø^ââæ&\ÁU^ ] [ !cÁ~ }&câ [ ]æ!âc^Á [ ]Ác@^ÁQ U Ö ÖÜ Á Öæcæ!Ö^ }c^!Áæc!c@â•Á]! [ çââ^â]â \  
ç@cc [ KBD }&^•É^âé\* [ çââ ]^â•ââæcæ&^ }c^!B D Á&æ}Áà^Á~•^âhc [ Á!^ ]! [ â~&^Ác@^Á-â~!^•Áâ}Ác@â•Á!^ ] [ !cÁ~•â} \*Áââ-^!^}câ]^^!Á\*! [ ~ ]•É

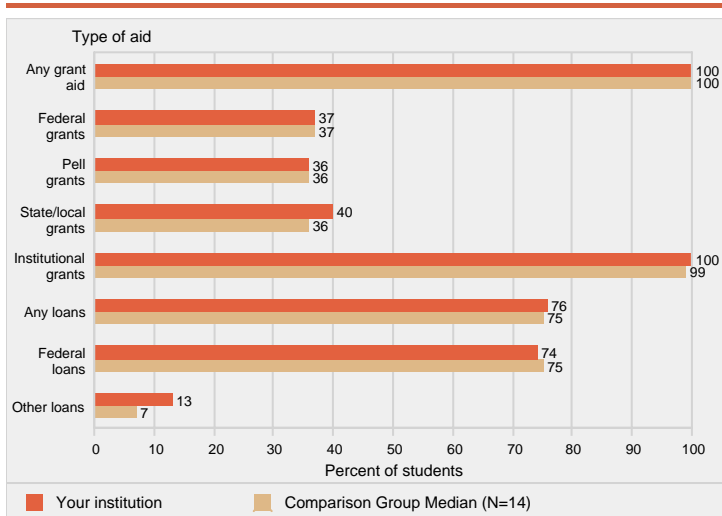
V@^Á&~•c [ { Á& [ { ]æiâ• [ ]Á\*! [ ~ ]Á&@ [ •^ }Á^ÁŠ^ , â•ÁW}âç^!•âc^Áâ} &|~â^•Ác@^Á- [ | [ , â} \*ÁF I Áâ} •câc~câ [ ]•K

► (E•@)æ}âÁW}âç^!•âc^Áç(E•@)æ}âÉ!UPD  
►

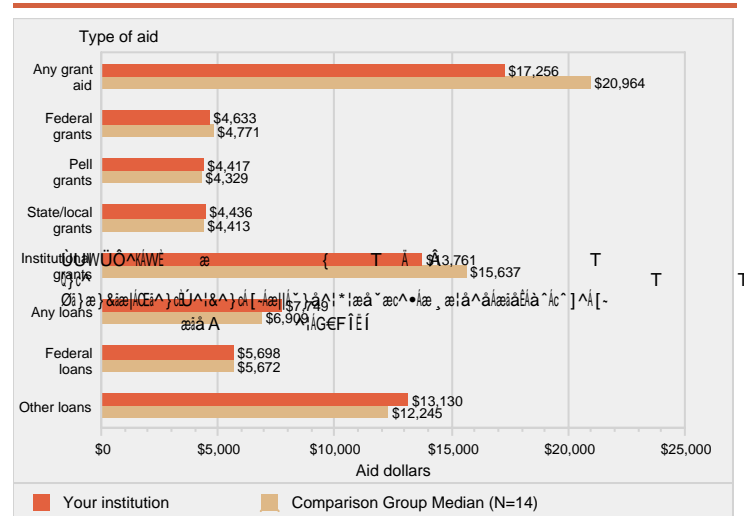




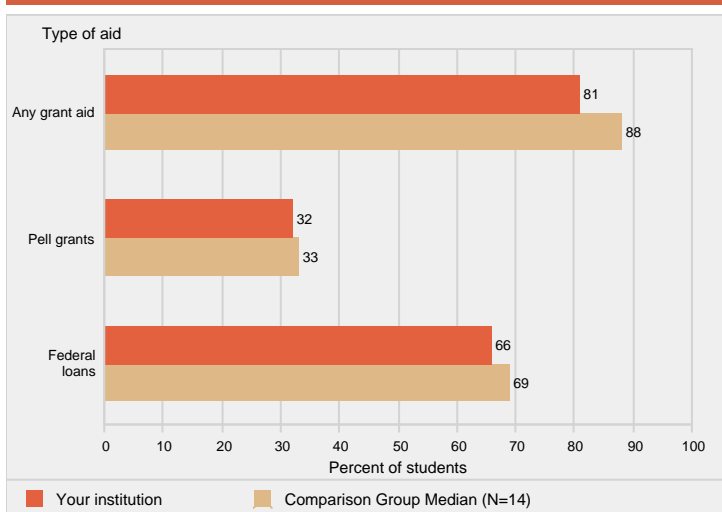
**Figure 8. Percent of full-time, first-time degree/certificate-seeking undergraduate students who were awarded grant or scholarship aid from the federal government, state/local government, or the institution, or the institution, or loans, by type of aid: 2015-16**



**Figure 9. Average amounts of grant or scholarship aid from the federal government, state/local government, or the institution, or loans awarded to full-time, first-time degree/certificate-seeking undergraduate students, by type of aid: 2015-16**



**Figure 10. Percent of all undergraduates awarded aid, by type of aid: 2015-16**



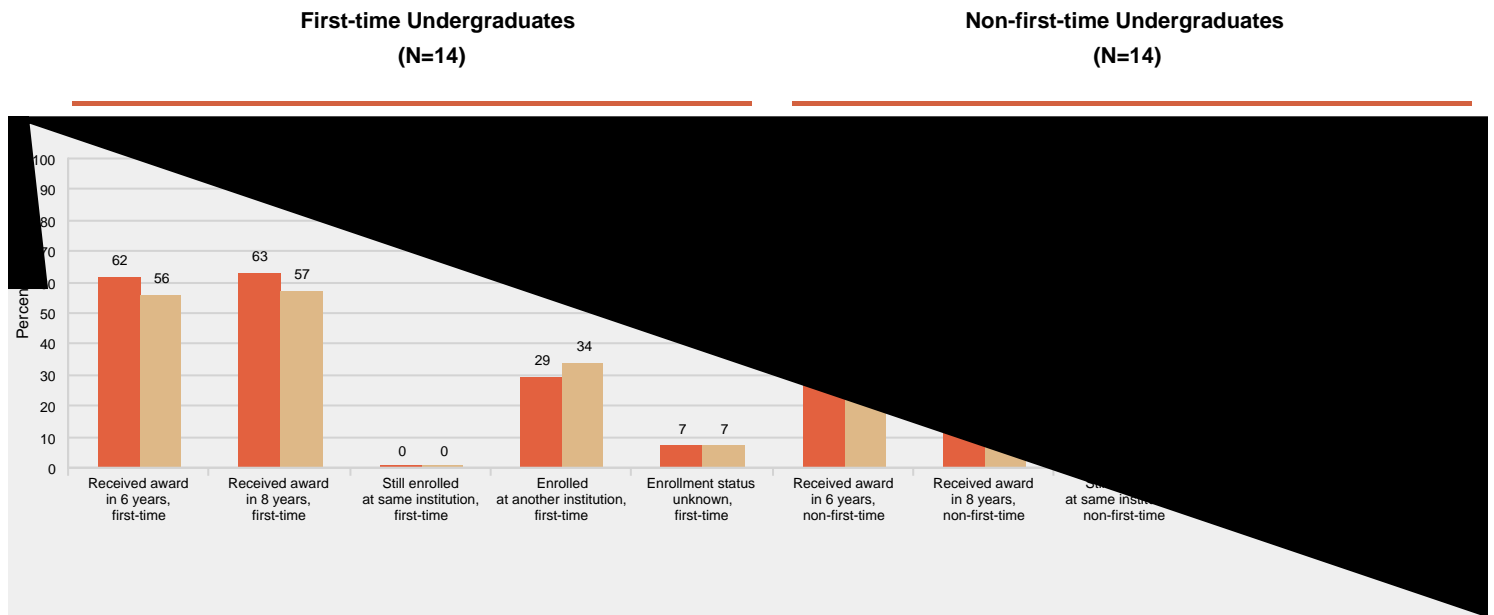
PUVÖKCE) ^ä\*iae) ckaiaäkaä [c^hä] & | ^ä^ä\*iae) c[ | h•&@ [ | ä:•@i] kaaäkaä, äiä^äi- [ { äc@^ä-^ä^äi]æ

PUVÖKCE) ^ä\*iae) ckaiaäkaä [c^hä] & | ^ä^ä\*iae) c[ | h•&@ [ | ä:•@i] kaaäkaä, äiä^äi- [ { äc@^ä-^ä^äi]æ



Figure 15. Graduation rates of full-time, first-time degree/certificate-seeking undergraduates within 150% of normal time to program completion by race/ethnicity: 2010 cohort of full-time, first-time degree/certificate-seeking undergraduates within 150% of normal time to program completion

Figure 17. Award and enrollment rates of full-time, degree/certificate-seeking undergraduates after 8 years of entry, by prior postsecondary experience: 2008 cohort









Gi XYbh9bfc`a Ybh

ØVÒÁÒ};[|| { ^ }c

V@^A~||Ècà { ^Á^~ ^çæ|^ }cÁÇØVÒDÁ^};[|| { ^ }cÁ~ ^áÁ}Ác@á·Á!^ ] [ !cÁ·Ác@^Á· { Á[-Ác@^Á}·cáç~cá [ ]q·ÁØVÒÁ~ }á^!·!æá~æc^Á^};[|| { ^ }cÁæ}áØVÒÁ\*!æá~æc^  
^};[|| { ^ }cÁÇæ·A&æ|&~|æc^áÁ-! [ { Á!Á!^ ] [ !c^áÁ [ ]Ác@^ÁFGÈ { [ ]c@ÁÒ};[|| { ^ }cÁ& [ { ] [ ] ^ }cDÉÁÁV}á^!·!æá~æc^Áæ}á^!·!æá~æc^ÁØVÒÁæ!^Á^·cá { æc^áÁ~·á } \*  
FGÈ { [ ]c@Á}·c!~&cá [ ]æ|Áæ&cáçác^ÁÇ&!^áçÁæ}áØ [ !Á& [ ]cæ&cÁ@ [ ~!·DÉÁÚ^Á%Öæ|&~|æcá [ ]Á[-ÁØVÒÁÚc~á^}c·ÁÇ~·á } \*Á}·c!~&cá [ ]æ|Áæ&cáçác^D+Á}Ác@^ÁQÚÓÓÙ  
Ö|[··æ!~ÁæcÁ



